












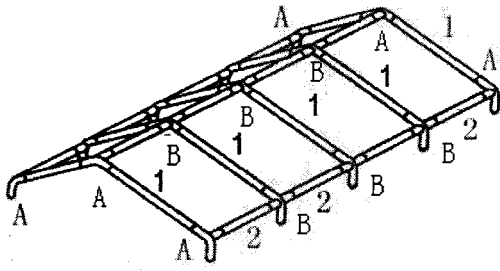


# Aufbauplan Festzelt 4 x 8 m

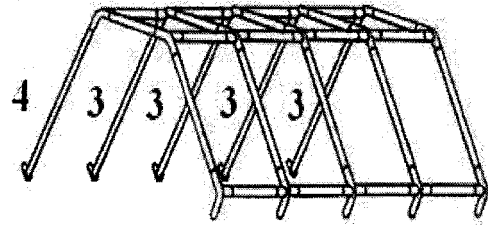
QUANTITY		NO.
10		1
12		2
6		3
4		4
6		A
9		B
10		PEGS
4		PEGS
72		GUMGEE BALLS
4		ROPS
1		ROOF
2		SIDEWALL
2		DOOR

**I**



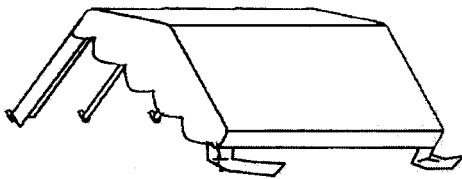
CONNECT ALL JOINTERS AND NO1 ,NO2 PIPES AS "I"

**II**




LIFT ONE SIDE AND CONECT THE NO.3 AND NO 4 PIPES AS LEGS

**III**

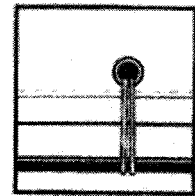


PLACE THE COVER OVER THE FRAME

**IV**



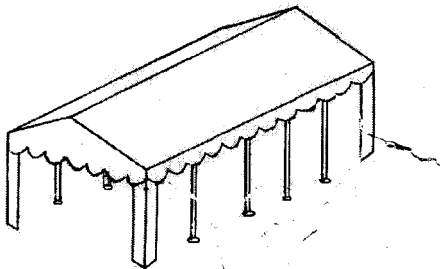
INSIDE VIEW



OUTSIDE VIEW

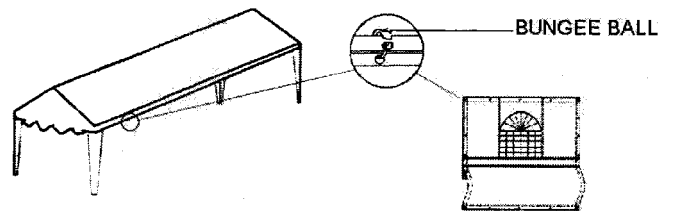
TIE BUNGEEES AS SHOW TO FIX THE ROOF

**V**



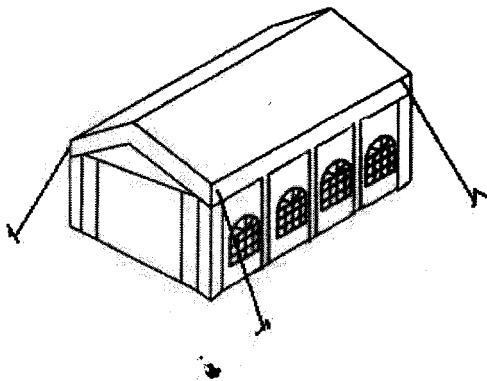
REPEAT STEP II LIFT ANOTHER SIDE

**VI**



HUNG UP SIDEWALLS AND DOORS TO FIX DOOR AND WALL FOLLOW STEP VI

**VII**



USE ROPE AND PEGS MAKE THE TENT MORE STABLE